

PD10R and PD100FR Snow Guard Installation Instructions

Typical Roof Types:

- Existing slate (shown)
- Existing synthetic slate

Pre-Installation:

The standard size for the PD10R is 13 3/8" (L), with a 1 1/4" hook (T). This will fit slate from 16"-20" long. Overall length for standard PD10R and is 16 3/8".

To determine the appropriate strap length (L), add the amount of hidden slate to 3x the thickness of the slate.

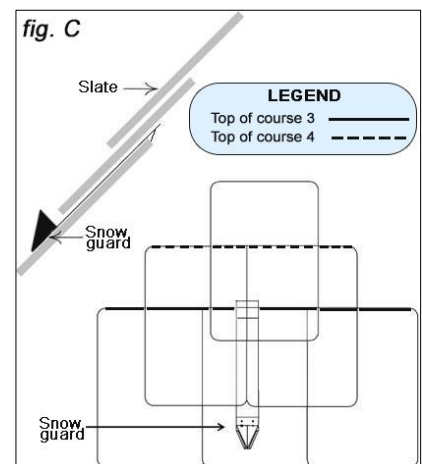
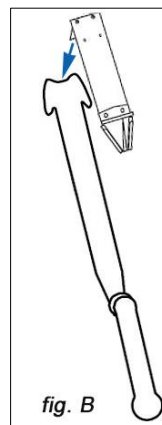
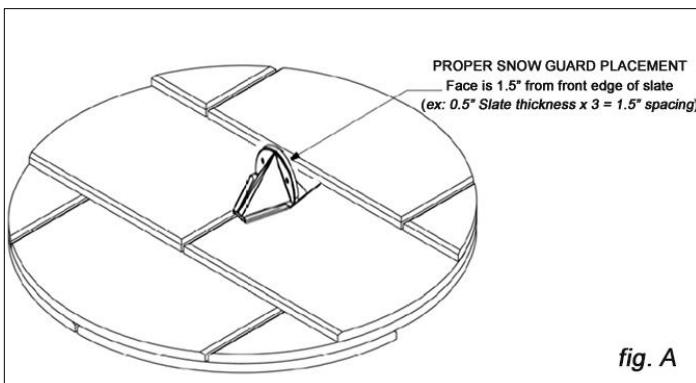
The minimum hook length (T) is 1". For thicker slates, the hook may need to be longer than the thickness of the slate (*fig. A*).

Custom snow guards are available. Contact Alpine SnowGuards with any questions.

Installation:

1. Hook the snow guard over the end of a slater's rip or similar tool (*fig. B*).
2. Using the slater's rip, slide the snow guard between the 3rd and 4th courses of so that the hook engages the top edge of slate (*fig. C*).
3. Pull the rip out and pull the snow guard down into place so it engages the top of the slate.

Note: It may be necessary to repeat the above steps if the snow guard does not "hook".

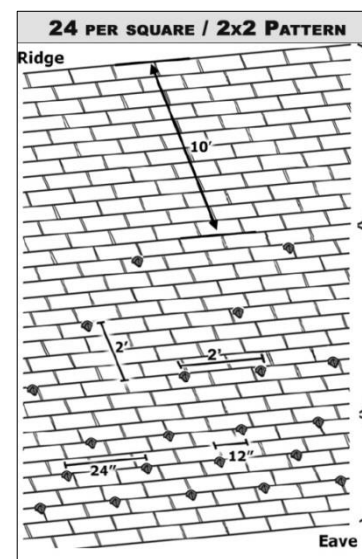
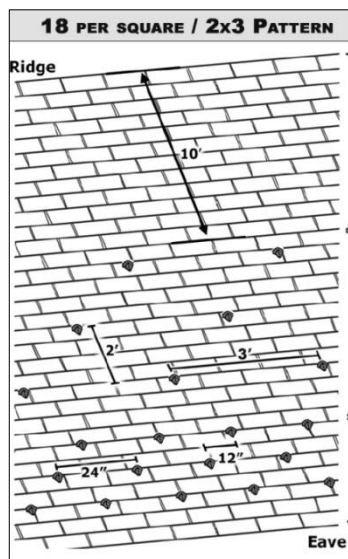
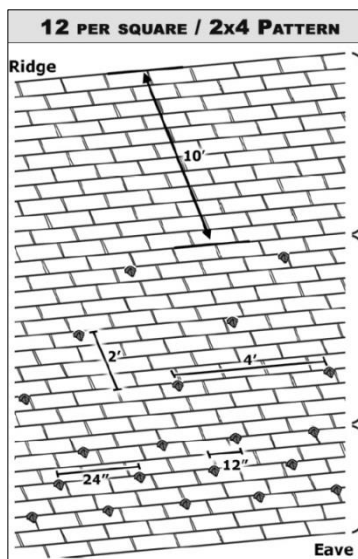
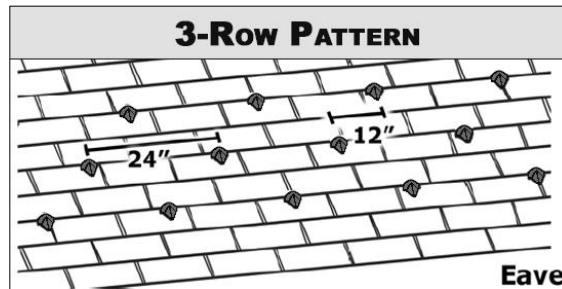


Standard Snow Guard Layout Options

IMPORTANT: All layouts begin with a 3-row pattern. Estimated quantities provided include 3-row pattern. If you have any questions, please contact us at 888-766-4273.

Please use the guidelines below to determine the appropriate layout for your installation.

Layout	Rafter Length	Ground Snow Load (psf)	Roof Pitch	Est. Snow Guard Qty	Spacing
3-Row Pattern	15' or less	75 psf or less	16/12 or less	17 per 10' of eave	3 rows, 24" on center horizontally with the middle row staggered 12"
2x4 Pattern	15' or greater	75 psf or less	16/12 or less	12 per roofing square	Space rows 2' vertically and 4' horizontally to within 10' of the ridge
2x3 Pattern	Any	75-110 psf	16/12 or less	18 per roofing square	Space rows 2' vertically and 3' horizontally to within 10' of the ridge
2x2 Pattern	Any	111-150 psf	16/12 or less	24 per roofing square	Space rows 2' vertically and 2' horizontally to within 10' of the ridge



Document Version 09.28.2018
07 72 53 Snow Guards

