

Mullane 100S-AS Snow Guard

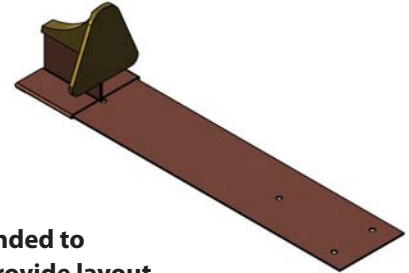
Bronze Guard for Asphalt Shingles

Installation Instructions:

A traditional spike style snow guard, from a design first patented in 1899. The Model #100 is historically accurate for period restorations, but is just as appropriate for new construction or retrofit application on existing roofs. Because of its low profile, this model is also appropriate for residential usage. **Bronze for Asphalt Shingle (100S-AS).**

The technical information is for informational purposes only and is not intended to replace the manufacturer's recommendations for a particular project. We will provide layout layouts free of charge upon receipt of customer provided roof measurements. Manufacturer is not responsible for improper installation, or installation in insufficient quantities.

Every roof is not the same! Call today for a custom layout.



General Information:

Snow guards are devices that are attached to the roof structure in order to uniformly retain and hold snow in place on the roof area. The snow guards need to be applied in sufficient quantity according to a prescribed pattern in order to be effective. Snow Guards are intended to prevent snow movement and provide for the controlled melt and breakdown of the snow mass into smaller sections.

Snow guard placement will vary from region to region and will be influenced by roof pitch, the lengths of roof runs and roof features. Local installation customs may not be the best guide for placement. Additional information can be found in sheet metal and air conditioning contractors' national association (SMACNA) architectural sheet metal manual.

Berger Building Products, Inc. recommends that a qualified roofing contractor be employed to install these products. Roofing professionals have the proper equipment, knowledge and ability to complete the task in a safe and satisfactory manner. The applicator is responsible for compliance with regulations governing local building ordinances and safety regulations.

Safety Hazards

- Roofing can be hazardous! Serious injury or fatality can result from falls or electrocution from contacting overhead wires. Observe ladder safety rules for load, positioning and security.
- Please make sure all roof surfaces are dry and clean before working. Avoid working in excessive heat, high wind or when there is a threat of lightning. Never work alone.
- Do not allow material to be unsecured on the roof. Falling objects are dangerous.
- Prior to application, Berger Building Products, Inc. requires that the installer evaluate all products in order to determine fitness for use.

Do not use Competing/Dissimilar Metals with each other!

Galvanic corrosion will occur when dissimilar metals are in contact in the presence of an electrolyte. Water in the form of condensation, rain or snow is an electrolyte. Water that flows over copper becomes electronegative and will cause corrosion of aluminum or steel. Copper, brass or stainless steel fasteners or nails must be used with copper or brass applications. Make sure rivets are solid copper; do not use copper plated steel rivets in copper or brass assembly. Do not use aluminum or galvanized nails to secure any copper products. Corrosion will be more rapid in the presence of salts such as ocean coastal areas or chlorinated water, acid rain, and polluted industrial atmospheres. Accelerated corrosion will occur when a larger area of an electronegative (cathode/protected) element contacts a small electropositive (anodic/corroded) element.

Warranty/Disclaimer

Berger Building Products, Inc. (BBPI) warrants that the products it manufactures shall be free from material defects. Should any of the products prove defective, the obligation of BBPI under this warranty shall be limited to replacement of the defective product or at our option the cost of the product originally shipped by Berger. This warranty is expressly in lieu of all other warranties expressed or implied including the warranties of merchantability and fitness for a particular purpose. There are no warranties, which extend beyond the description on the face hereof. BBPI in no event, whether claim is based on warranties, contract negligence or otherwise, is liable for incidental or consequential damages.

Berger Building Products, Inc (BBPI) will not be responsible for misapplication or modification of product, incorrect material or defects that were obvious at time of installation. Any consequential damage, schedule delays, additional labor, and or equipment rental costs will not be BBPI responsibility. Any BBPI product warranty claim is limited solely to Berger Building Products, Inc.

Berger Building Products, Inc. (BBPI) reserves the right to change design and specification of our products without prior notification or alteration of literature. Materials may be revised to improve strength and corrosion properties and incorporated as a running change without obsolescence.

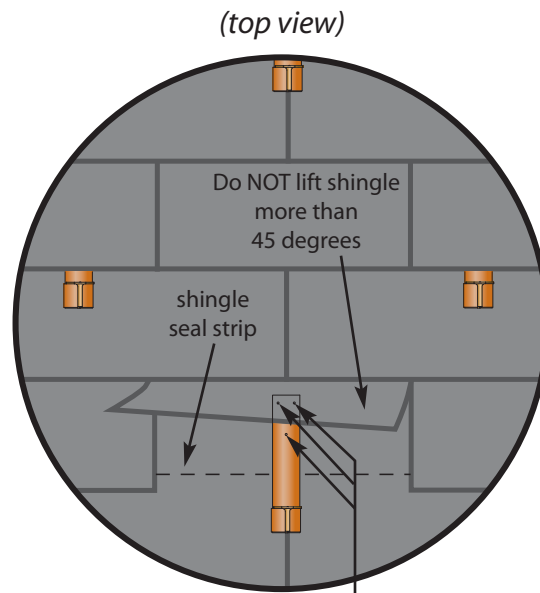
SnowGuardWarehouse Ph: 814-786-9085

805 PENNSYLVANIA BLVD., FEASTERVILLE, PA 19053

TF: 800.523.8852 T: 215.355.1200 F: 215.355.7738

BergerBP.com

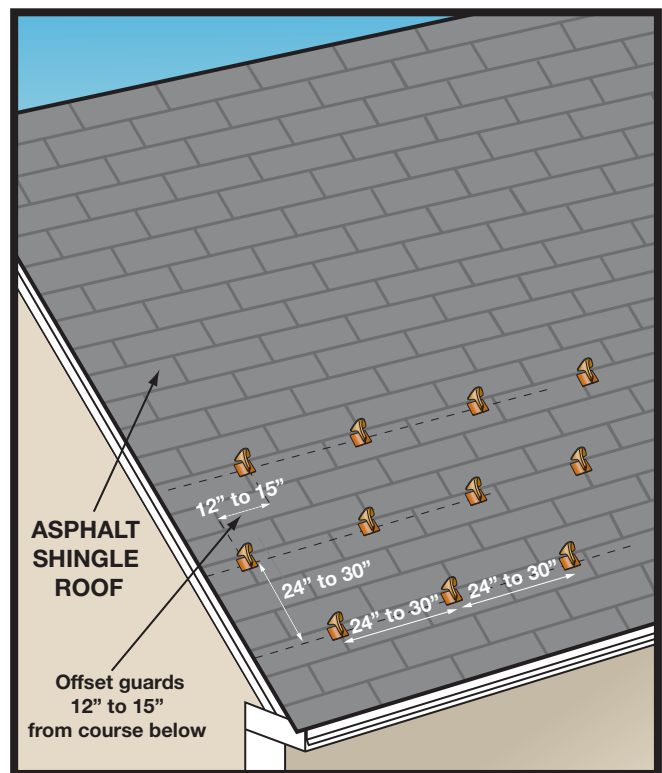
Retrofit Installation of the Mullane 100S-AS Snow Guard on Asphalt Singles:



Nail Snow Guard here to secure to the roof.
Recover the roof with the existing shingle.

100S-AS Snow Guard Layout for Asphalt Shingle Roofs:

1. The first row shall be installed no lower than two (2) feet from the edge of the roof and spaced 24" to 30" apart in the rows.
2. Subsequent rows shall be spaced 24" to 30" vertically and the guards offset 12" to 15" from the course below.
3. Snow guards should never be placed beyond the bearing wall on an extended roof section. This can result in ice damming and cause structural damage.
4. The number of rows will be dictated by size of the roof and climate of the location.
5. Improperly insulated roofs will require more snow guards.
6. Every roof is different, call today for your free layout recommendation.



The patterns shown are typical for a rafter run of no more than 25 feet in an area with a ground snow load no more than 30 psf. If your project exceeds this criteria, contact Berger for a free consultation.